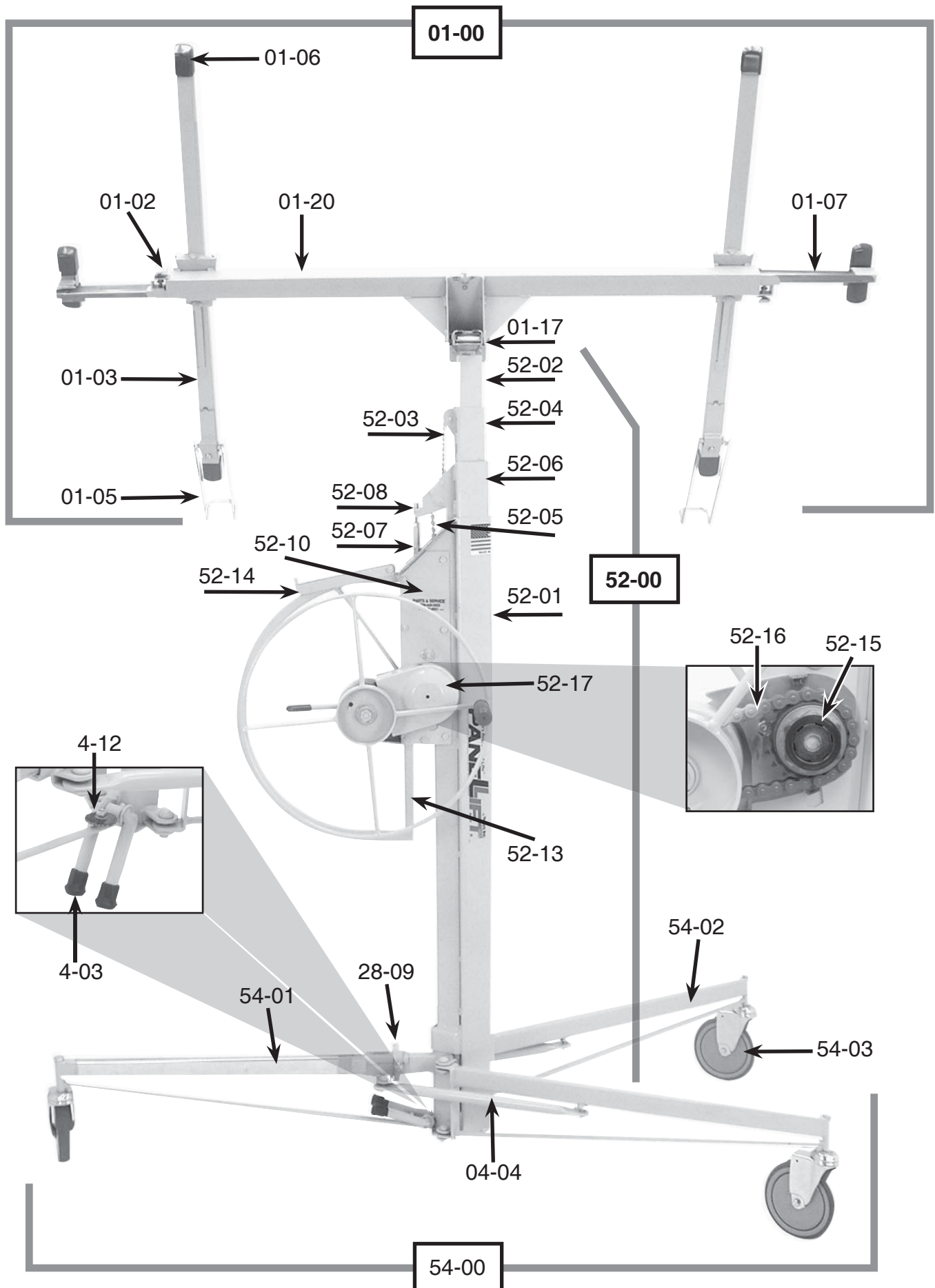
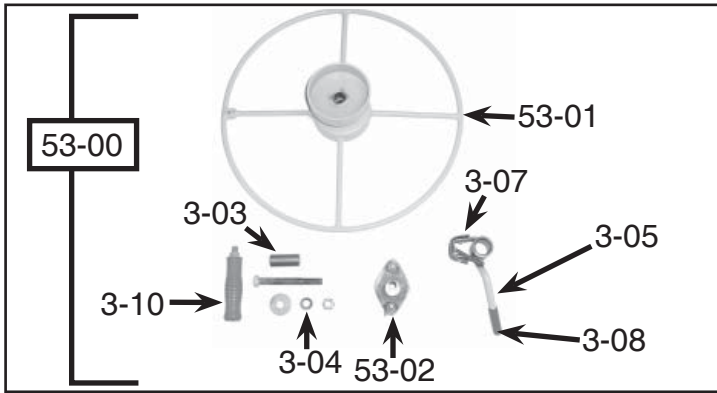
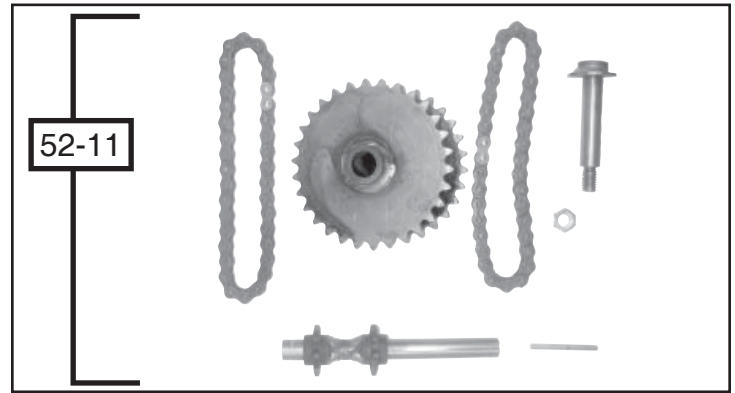


PARTS INDEX Model 439






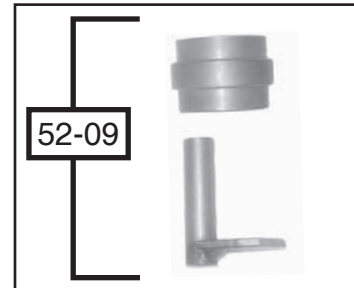
Winch Components




Drive Assembly



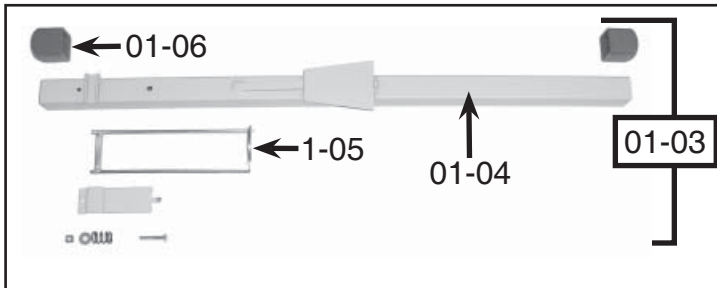
Mounting head components



Roller Assembly



Bolt w/ fastener



Cross arm components

FRAME UNIT continued

Part	Description
52-10	Outer plate set w/ bronze bearings
52-11	Drive assembly
52-12	1/2" X 2 1/4" Shoulder Bolt w/ Fasteners
52-13	Winch mount w/ fasteners
52-14	Retaining hook w/ fasteners
52-15	Clutch assembly w/ sprocket
52-16	#40 winch drive chain
52-17	Drive chain guard

CRADLE UNIT

Part	Description
01-00	Complete cradle assembly
01-02	Pull pin with fasteners
01-03	Complete cross arm assembly
01-04	Cross arm body
01-05	Support hook with fasteners
01-06	End caps (set of 8)
01-07	Outrigger with end caps
01-17	Complete mounting head assembly
01-18	Complete spring yoke pin assembly
01-20	Cradle Body

FRAME UNIT

Part	Description
52-00	Complete frame assembly with winch & Telescoping Sections 439
52-01	Frame housing
52-02	"G" section w/ #35 chain assembly
52-03	#35 chain assembly
52-04	"H" section w/ #40 chain assembly
52-05	#40 chain assembly
52-06	"I" section w/ #50 chain assembly
52-07	#50 chain assembly
52-08	Coupler nut assembly
52-09	1 1/4" #50 roller assembly

WINCH UNIT

Part	Description
53-00	Complete 439 winch assembly
53-01	Winch wheel with bronze flange bearings
53-02	Brake hub with bolts
03-03	7/8" bushing
03-04	1/2" bolt with washer and nut
03-05	Complete brake arm assembly
03-07	Tension spring "B"
03-08	Brake handle cover
03-10	Winch handle

TRIPOD BASE UNIT

Part	Description
54-00	Tripod base assembly w/ 6" Casters
54-01	Center Leg
54-02	Outer Leg w/ Fasteners
54-03	6" Caster w/ Fasteners
04-03	Backstop tip (Pack of 6)
04-04	Tie arm with fasteners
04-12	Backstop Fiber Washer w/ Fasteners
28-09	Slide Yoke Pin Clip w/ Fasteners